



SPECIFICATII TEHNICE

PANOURI SOLARE FOTOVOLTAICE
Q-CELLS 305 WP
MONOCRISTALINE PERC

Q.PEAK-G4.4

295-315

ENDURING HIGH
PERFORMANCE



PERC TECHNOLOGY: LOW LEVELISED COST OF ELECTRICITY

Higher yield per surface area, lower BOS costs, higher power classes, and an efficiency rate of up to 19.2%.



INNOVATIVE ALL-WEATHER TECHNOLOGY

Optimal yields, whatever the weather with excellent low-light and temperature behaviour.



ENDURING HIGH PERFORMANCE

Long-term yield security thanks to regular PID and Hot-Spot tests according to IEC requirements.



EXTREME WEATHER RATING

High-tech aluminium alloy frame, certified for high snow (5400 Pa) and wind loads (4000 Pa).



MAXIMUM COST REDUCTIONS

Up to 10% lower logistics costs due to higher module capacity per box.



A RELIABLE INVESTMENT

Inclusive 12-year product warranty and 25-year linear performance warranty¹.

¹ See data sheet on rear for further information.

THE IDEAL SOLUTION FOR:



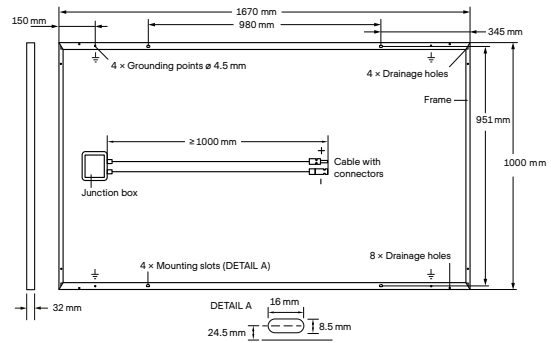
Rooftop arrays on commercial / industrial buildings



Ground-mounted solar power plants

MECHANICAL SPECIFICATION

Format	1670 mm × 1000 mm × 32 mm (including frame)
Weight	18.5 kg
Front Cover	3.2 mm thermally pre-stressed glass with anti-reflection technology
Back Cover	Composite film
Frame	Black anodised aluminium
Cell	6 × 10 monocrystalline PERC solar cells
Junction box	85-115 mm × 60-80 mm × 15-20 mm Protection class ≥ IP67, with bypass diodes
Cable	4 mm ² Solar cable; (+) ≥ 1000 mm, (-) ≥ 1000 mm
Connector	Stäubli MC4; IP68

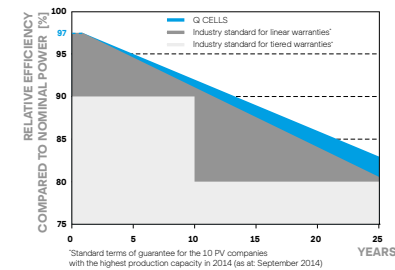


ELECTRICAL CHARACTERISTICS

POWER CLASS		295	300	305	310	315	
MINIMUM PERFORMANCE AT STANDARD TEST CONDITIONS, STC ¹ (POWER TOLERANCE +5 W / -0 W)							
Minimum	Power at MPP ¹	P_{MPP} [W]	295	300	305	310	315
	Short Circuit Current ¹	I_{SC} [A]	9.76	9.83	9.90	9.97	10.04
	Open Circuit Voltage ¹	V_{OC} [V]	39.37	39.66	39.94	40.22	40.51
	Current at MPP	I_{MPP} [A]	9.19	9.28	9.37	9.46	9.56
	Voltage at MPP	V_{MPP} [V]	32.11	32.33	32.54	32.75	32.96
	Efficiency ¹	η [%]	≥ 17.7	≥ 18.0	≥ 18.3	≥ 18.6	≥ 18.9
MINIMUM PERFORMANCE AT NORMAL OPERATING CONDITIONS, NMOT ²							
Minimum	Power at MPP	P_{MPP} [W]	220.1	223.9	227.6	231.3	235.1
	Short Circuit Current	I_{SC} [A]	7.86	7.92	7.97	8.03	8.09
	Open Circuit Voltage	V_{OC} [V]	37.04	37.31	37.58	37.85	38.12
	Current at MPP	I_{MPP} [A]	7.21	7.29	7.37	7.44	7.52
	Voltage at MPP	V_{MPP} [V]	30.53	30.71	30.89	31.07	31.25

¹Measurement tolerances $P_{MPP} \pm 3\%$; I_{SC} ; $V_{OC} \pm 5\%$ at STC: 1000 W/m², 25 ± 2°C, AM 1.5G according to IEC 60904-3 • ²800 W/m², NMOT, spectrum AM 1.5G

Q CELLS PERFORMANCE WARRANTY

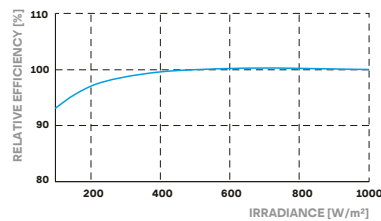


At least 97% of nominal power during first year. Thereafter max. 0.6% degradation per year. At least 92% of nominal power up to 10 years. At least 83% of nominal power up to 25 years.

All data within measurement tolerances. Full warranties in accordance with the warranty terms of the Q CELLS sales organisation of your respective country.

¹Standard terms of guarantee for the 10 PV companies with the highest production capacity in 2014 (as at September 2014)

PERFORMANCE AT LOW IRRADIANCE



Typical module performance under low irradiance conditions in comparison to STC conditions (25°C, 1000 W/m²).

TEMPERATURE COEFFICIENTS

Temperature Coefficient of I_{SC}	α [%/K]	+0.04	Temperature Coefficient of V_{OC}	β [%/K]	-0.28
Temperature Coefficient of P_{MPP}	γ [%/K]	-0.39	Normal Module Operating Temperature	NMOT [°C]	43 ± 3

PROPERTIES FOR SYSTEM DESIGN

Maximum System Voltage	V_{SYS} [V]	1000	Safety Class	II
Maximum Reverse Current	I_R [A]	20	Fire Rating	C / TYPE 2
Max. Design Load, Push / Pull	[Pa]	3600 / 2667	Permitted Module Temperature on Continuous Duty	-40°C - +85°C
Max. Test Load, Push / Pull	[Pa]	5400 / 4000		

QUALIFICATIONS AND CERTIFICATES

IEC 61215:2016; IEC 61730:2016, Application Class II;
This data sheet complies with DIN EN 50380.



C Certified
UL 1703
(254141)

PACKAGING INFORMATION

Number of Modules per Pallet	32
Number of Pallets per Trailer (24t)	30
Number of Pallets per 40' HC-Container (26t)	26
Pallet Dimensions (L × W × H)	1745 × 1150 × 1170 mm
Pallet Weight	651 kg

Note: Installation instructions must be followed. See the installation and operating manual or contact our technical service department for further information on approved installation and use of this product.

Hanwha Q CELLS GmbH

Sonnenallee 17-21, 06766 Bitterfeld-Wolfen, Germany | TEL +49 (0)3494 66 99-23444 | FAX +49 (0)3494 66 99-23000 | EMAIL sales@q-cells.com | WEB www.q-cells.com



WWW.ALASKA-ENERGIES.RO



Soseaua. Linia de centura,
Nr. 22 (Rond A3),
Stefanestii de Jos, ILFOV



+4 0217.965.865
+4 0787 787 990
+4 0725 695 759



office@alaska-energies.ro